



BARIGHT PUBLIC LIBRARY

24 Annual 25 Report



Number of Materials Held

47,925

- 44,830 Books
- 2,319 Video
- 594 Audio
- 158 Library of Things
- 6 Cultural Passes
- 17 Periodicals
- 4 Newspapers

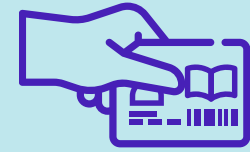
Number of Materials Added

2,847

Number of Materials Withdrawn

2,780

Library Cardholders



7,762

Library Visitors

51,677

925 Summer Reading Participants

Meeting Room Visits **130**

All Money Received: \$738,406

All Money Expended: \$633,916

Wages: \$342,879

Books & Materials: \$39,179

Grants received: \$1,536


State Aid: \$32,372

Top Adult Fiction Titles



81,643 Items Checked Out

Top Nonfiction Title




Top YA Title



Top Children's Picture Books



Top Graphic Novel



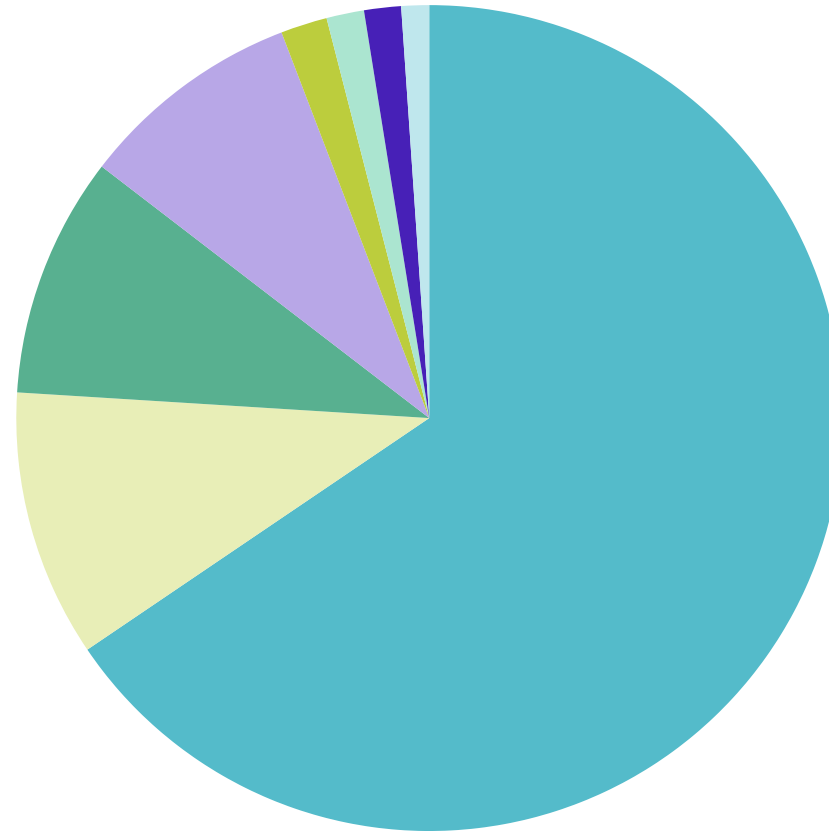
Top Children's Fiction



Top Movie



Top Video Game



- Books
52,742
- eAudiobooks
8,424
- DVDs
7,592
- eBooks
7,046
- Library of Things
1,466
- Video Games
1,185
- Audiobook CDs
1,161
- Magazines
875

Top Library of Things Items

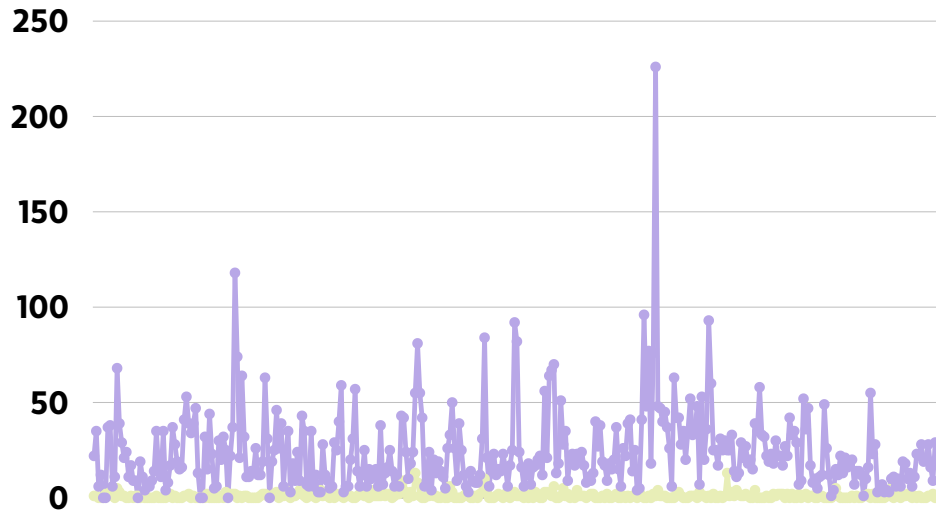


Total Programs: 277

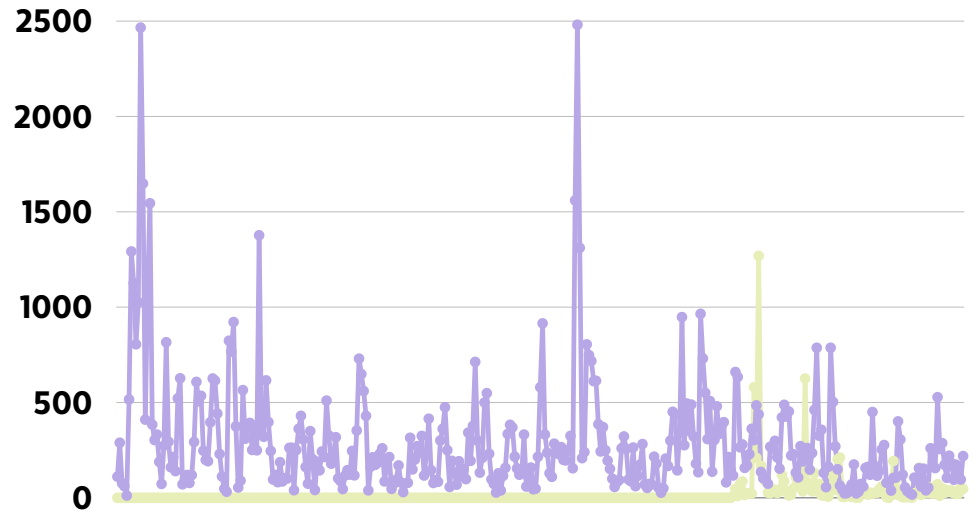
Total attendance at programs: 6,628



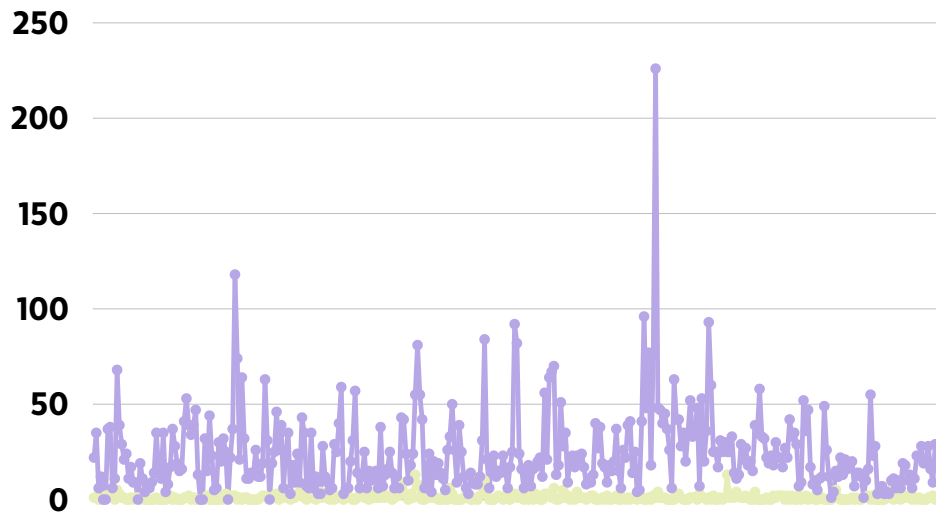
Communication Statistics



Interaction (likes, comments, shares)



Views



Visits

Facebook

Instagram

Website Statistics:

Total Page views: 53,555

Total Site sessions: 34,127